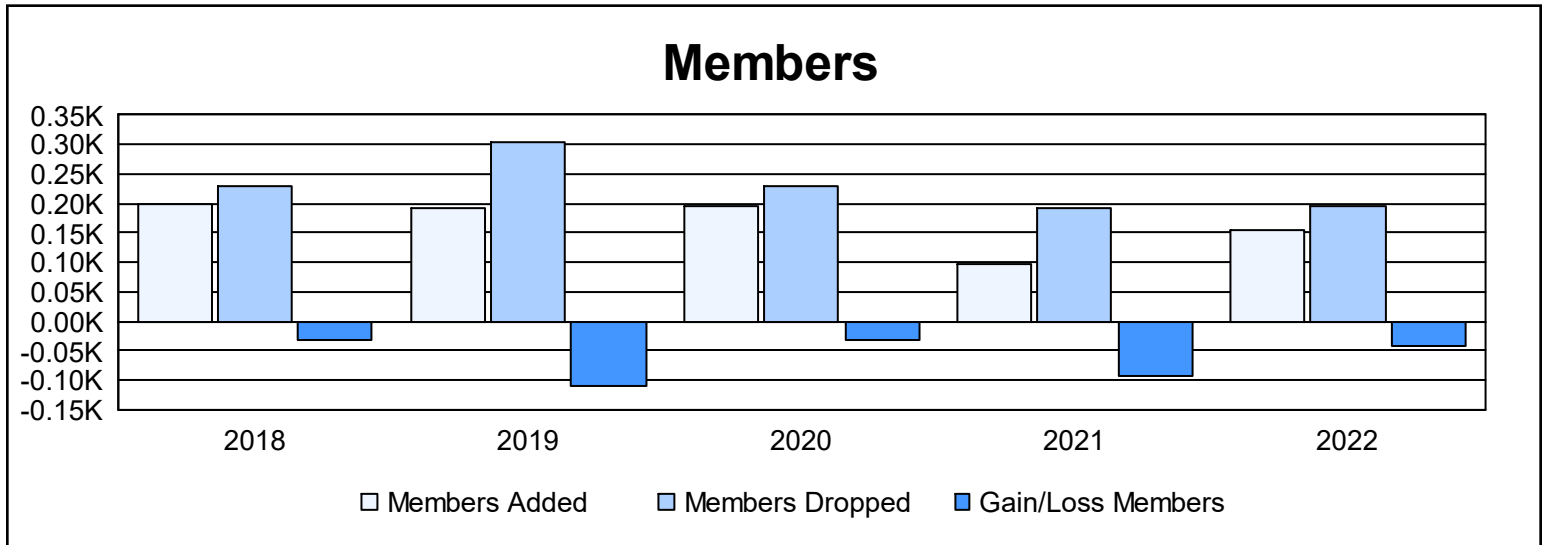
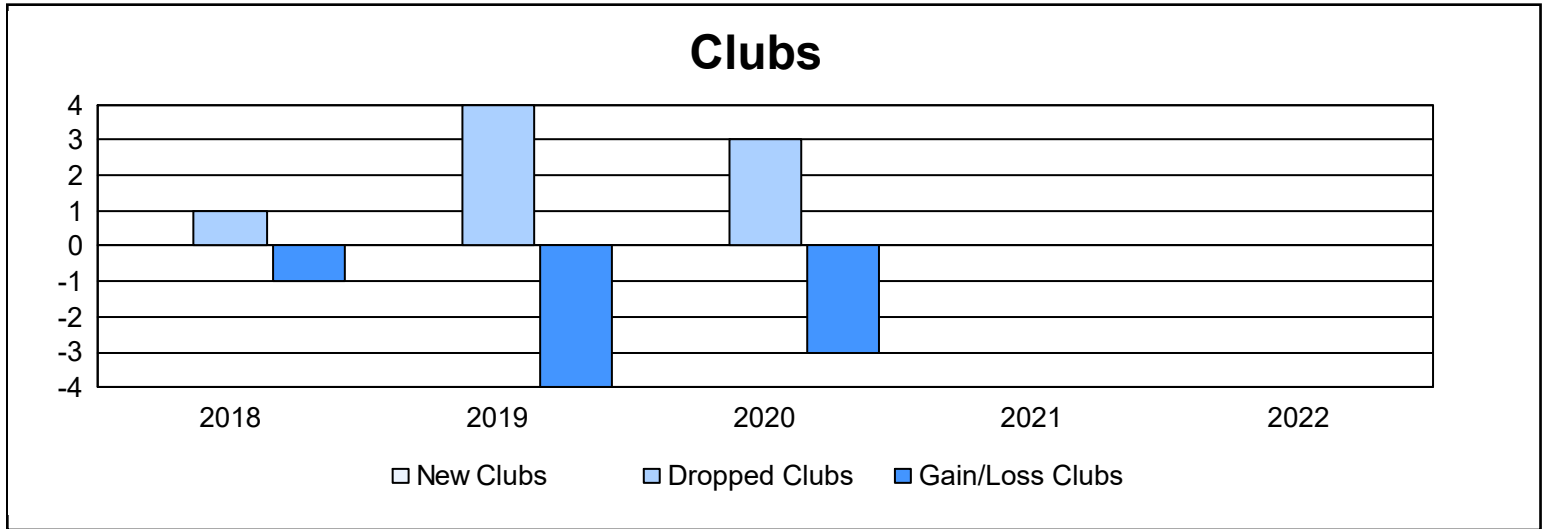
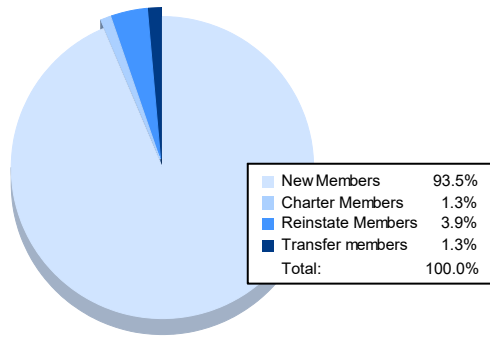


| Year | New Clubs | Dropped Clubs | Gain/ Loss Clubs | New Members | Charter Members | Reinstate Members | Transfer Members | Total Member Added | Total Members Dropped | Gain/ Loss Members |
|----------------|-----------|---------------|------------------|-------------|-----------------|-------------------|------------------|--------------------|-----------------------|--------------------|
| 2017-2018 | 0 | 1 | -1 | 193 | 0 | 5 | 0 | 198 | 231 | -33 |
| 2018-2019 | 0 | 4 | -4 | 161 | 0 | 7 | 25 | 193 | 304 | -111 |
| 2019-2020 | 0 | 3 | -3 | 189 | 0 | 7 | 1 | 197 | 229 | -32 |
| 2020-2021 | 0 | 0 | 0 | 90 | 2 | 3 | 3 | 98 | 192 | -94 |
| 2021-2022 | 0 | 0 | 0 | 145 | 2 | 6 | 2 | 155 | 196 | -41 |
| Average | 0 | 2 | -2 | 156 | 1 | 6 | 6 | 168 | 230 | -62 |



Membership Composition June 2022 Cumulative



Gender Composition June 2022 Cumulative

